

## **Apixaban, Edoxaban and Rivaroxaban (Factor Xa Inhibitors):**

### **Management of haemorrhage, surgery or other invasive procedures**

<b>Contents</b>	<b>Page</b>
Elective minor invasive procedures	2
Elective procedures with moderate or high risk of bleeding inc neuro-axial anaesthesia	3-4
Haemorrhage & emergency invasive procedures	5-7
Appendix 1: Preparation and administration of andexanet alfa	8-9
Appendix 2: Management of haemorrhage in factor Xa inhibitor-treated patients	10

## **Introduction**

Apixaban, edoxaban and rivaroxaban are direct oral anticoagulants (DOACs) that inhibit factor Xa activity. They have relatively short half- lives (8-12 hours) but longer in patients with significant renal impairment. In patients with normal renal function, for most elective procedures with a significant bleeding risk, omission of anticoagulant treatment for 48 hours pre-operatively should suffice.

Despite the availability of a new reversing agent (andexanet alfa), management of emergency surgery or bleeding situations will often remain challenging. At the present time there is limited evidence on which to base guidance for many situations. Much of the following advice is therefore largely empirical with a pragmatic view towards balancing the thrombotic and haemorrhagic risks facing anticoagulated patients requiring invasive procedures or experiencing major bleeding.

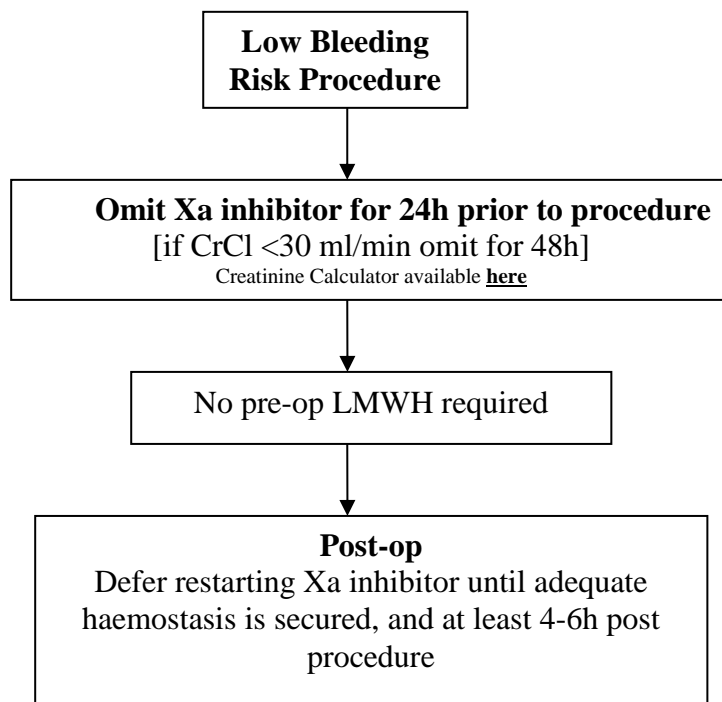
## **Elective minor invasive procedures** (for which warfarin would not have been discontinued)

This would include standard dental procedures, routine upper and lower GI endoscopy +/-simple biopsy, joint injections and cataract extraction with lens implantation (posterior segment eye surgery or surgery involving the iris should be regarded as major surgery).

**Minor dental work:** Dental procedures with low or no bleeding risk can usually be undertaken without interrupting apixaban, edoxaban or rivaroxaban therapy, however for procedures with a higher bleeding risk a morning dose of these drugs should be omitted. Undertake dental procedure early in the day, limiting initial treatment area and assess bleeding before continuing. Actively consider suturing and/or packing. The deferred morning dose of the DOAC can be taken at least 4 hours after dental haemostasis has been achieved. Alternatively, if taking rivaroxaban or edoxaban once daily in the evening, this dose can be taken as normal (at least 4 hours after dental haemostasis has been achieved). See National guidance from the Scottish Dental Clinical Effectiveness Programme (SDCEP) for further advice [here](#).

**Joint injections:** Refer to rheumatology specialist advice if a patient anticoagulated with a factor Xa inhibitor is due to have a joint injection.

**Other minor procedures:** For endoscopy or cataract surgery it is recommended that the procedure is delayed until 24h after the last dose of apixaban, edoxaban or rivaroxaban. The next dose of anticoagulant should be deferred until 4-6h post procedure (or longer if haemostasis has not been achieved). If the patient has significant renal impairment (creatinine clearance [CrCl] <30 ml/min) the DOAC may have to be omitted for 48h pre-procedure.



## Elective procedures with moderate or high risk of bleeding

These will include most operations with any risk of bleeding (including endoscopies involving sphincterotomy or polypectomy), and procedures using neuro-axial anaesthesia.

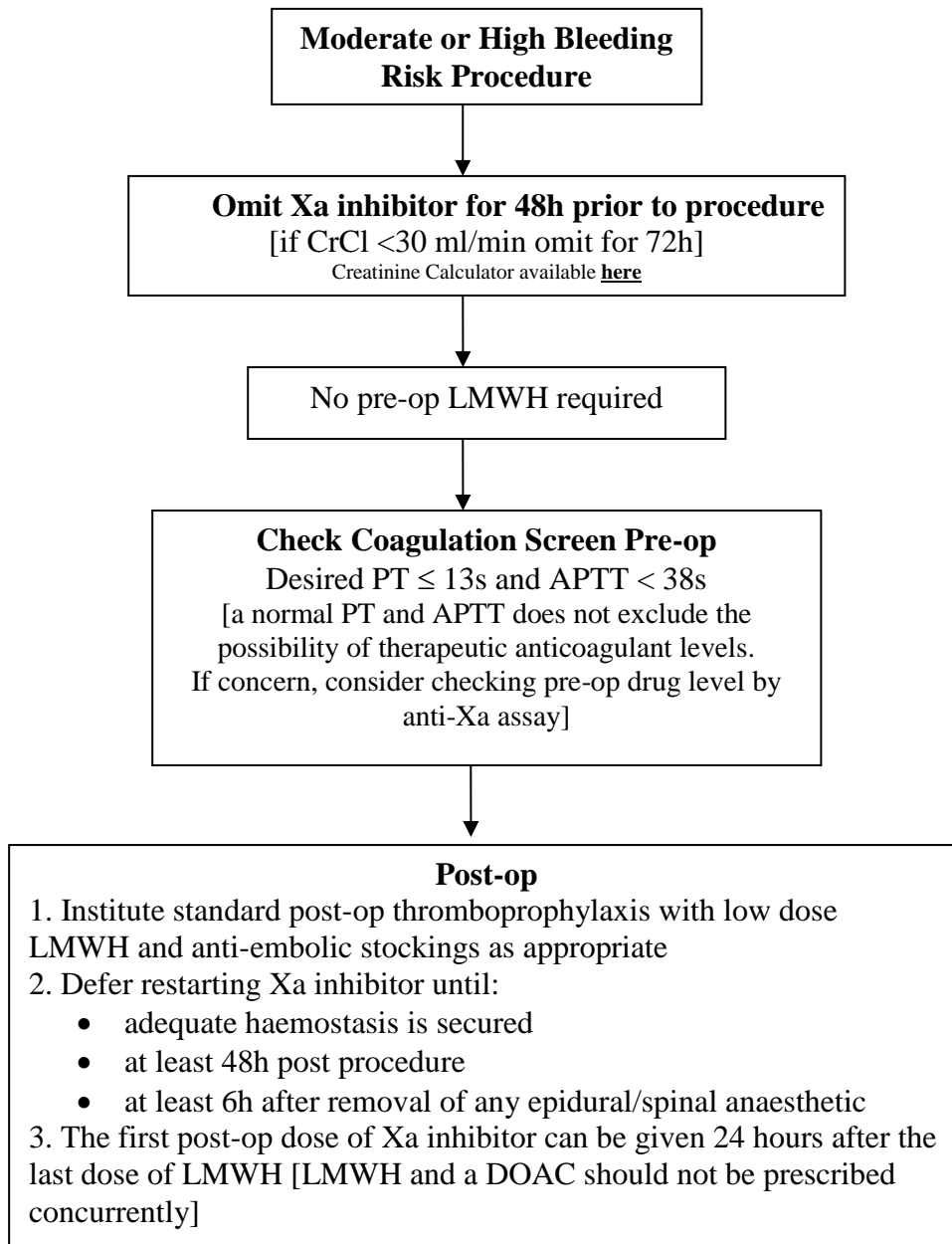
Apixaban, edoxaban and rivaroxaban will need to be discontinued prior to the procedure, with the aim of achieving normal haemostasis. Pre-operative bridging therapy with low molecular weight heparin (LMWH) should not be required. All these factor Xa inhibitors are contra-indicated in patients with CrCl <15 ml/min.

**Pre-op:** Omit apixaban, edoxaban and rivaroxaban for 48h prior to major surgery, aiming for a normal prothrombin time (PT). However it should be noted that a normal PT does not exclude the possibility of therapeutic anticoagulant levels. If the patient has significant renal impairment [CrCl <30 ml/min] consider omitting the DOAC for 72h and checking drug level pre-operatively (desired level  $\leq$  25ng/ml measured by specific anti-Xa assay). It is recommended that calculated CrCl is used (rather than eGFR) when determining time for stopping apixaban, edoxaban or rivaroxaban pre-surgery – CrCl calculator available [here](#).

**Post-op:** initial thromboprophylaxis will be most simply achieved with LMWH at prophylactic doses (starting at the later of 4h post-op or at 6pm on day of surgery, assuming adequate post-op haemostasis). Once post-op haemostasis is safely secured and bleeding risk has subsided DOAC can be re-introduced 48h post-op, assuming epidurals have been removed. At that stage, if there are particular concerns related to bleeding risk or if oral route is not available, LMWH may continue. LMWH dose should be determined based on thrombotic risk – prophylactic dose for patients deemed to have a low thrombotic risk, and therapeutic dose (e.g. enoxaparin 1mg/kg twice daily) for patients with a high thrombotic risk. The DOAC can be restarted 24h after the last dose of LMWH.

### Neuro-axial anaesthesia

Neuro-axial and deep local anaesthetic blocks should be regarded as a major invasive procedure for the purposes of this guidance. Catheter-directed local anaesthetic techniques should not be used during apixaban, edoxaban or rivaroxaban treatment. There should be an interval of at least 6 hours after the removal of an epidural catheter before the introduction of apixaban, edoxaban or rivaroxaban and frequent observation for neurological signs/symptoms of epidural haematoma must be made.



## Haemorrhage & emergency invasive procedures

Andexanet alfa is a new factor Xa inhibitor reversal agent that works as a decoy target to which the factor Xa inhibitors bind preferentially and therefore counteracts the anticoagulant effect of these agents.

Andexanet alfa is now licensed to reverse anticoagulation in situations of **life-threatening or uncontrolled bleeding in patients taking apixaban or rivaroxaban.**

Due to lack of clinical trial data, andexanet alfa is not licensed for use in patients taking edoxaban. However, based on the similarity of edoxaban's mechanism of action when compared to apixaban and rivaroxaban, **the off label use of andexanet alfa in patients taking edoxaban who present with life-threatening or uncontrolled bleeding is accepted across NHS GGC.**

**Andexanet alfa should only be prescribed following discussion with a haematology consultant.**

**The routine use of andexanet alfa prior to invasive procedures is not recommended.** The half life of andexanet alfa is considerably shorter than the half life of factor Xa inhibitors so post operative haemorrhage is a significant risk. Use prior to life saving interventions which cannot be delayed, and would go ahead regardless of anticoagulation reversal, may be authorised by haematology consultant in exceptional circumstances.

***Key principles in managing haemorrhage or emergency invasive procedures are:***

1. Assess coagulation screen and renal function.
2. Ascertain time of the most recent dose of anticoagulant, and administer no further doses. If very recent ingestion ( $\leq 2$ h), consider administration of oral activated charcoal to inhibit further drug absorption. These anticoagulants are not dialysable.
3. Consider possibility of delaying major surgery until anticoagulant effect has sufficiently dissipated.
4. The use of antiXa monitoring may be of benefit if surgery cannot be delayed until anticoagulant effect has sufficiently dissipated. In normal working hours antiXa result (once sample arrived in laboratory) should be available within 2 hours; out of hours, result should be available within four hours.

***If major surgery has to proceed in the face of significant anticoagulant effect:***

- Ensure haemostatic platelet count & fibrinogen level & satisfactory pre-op Hb
- Treat any additional causes of coagulopathy
- Consider general haemostatic measures (e.g. 1g iv tranexamic acid)
- If despite the above measures there is significant peri- or post-op bleeding discuss with haematologist and consider administration of prothrombin complex concentrate (e.g. Beriplex<sup>®</sup> 50 units/Kg) or activated clotting factors (e.g. Feiba<sup>®</sup> 50 units/Kg)
- Andexanet alfa does not have a licence for reversal of anticoagulation prior to urgent surgery and should not be routinely used for this indication except in exceptional circumstances and only after discussion with a consultant haematologist

### **Definition of life-threatening bleeding/uncontrolled bleeding**

(as per Annexa-4 study – Phase III study of andexanet)

- Bleeding in critical area or organ e.g. retroperitoneal, intracranial, epidural, pericardial, intramuscular with compartment syndrome

*\* The evidence regarding the effectiveness of andexanet alfa in intracranial haemorrhage (ICH) is weak and an international trial (ClinicalTrials.gov identifier NCT03661528) is ongoing to assess its efficacy for this indication. For this reason, when patients presenting with ICH are being considered for andexanet alfa, they should be considered for enrolment into this clinical trial if possible (this trial is currently ongoing in QEUH and may be extended across other sites in NHSGGC). When this is not possible, it is important that clinicians are aware of the limitations of the data before using andexanet alfa for this indication.*

- Signs and symptoms of haemodynamic compromise e.g. severe hypotension, poor skin perfusion
- Clinically overt or apparent bleeding associated with decrease in haemoglobin > 2g/dL
- Any other bleeding which the clinician considers to be life-threatening

### ***In the presence of life threatening or major uncontrolled bleeding:***

- Follow general major haemorrhage principles – see separate algorithm (Appendix 2)
- Treat any additional causes of coagulopathy
- Consider general haemostatic measures (e.g. 1g iv tranexamic acid)
- Discuss with haematology consultant the appropriateness of andexanet alfa. Note that this medicine is only licensed for the reversal of apixaban and rivaroxaban. Use for reversal of edoxaban in off label
- When considering the use of andexanet alfa, the consultant responsible for the patient's care should take into account the individual clinical circumstances of the patient, including the likely prognosis following a catastrophic bleeding event

### **The following must be considered prior to using andexanet alfa:**

The bolus dose reverses the effect of the factor Xa inhibitor within 2 minutes and this persists during the subsequent continuous infusion. However, the half-life of andexanet alfa is one hour and much shorter than that of rivaroxaban (5-9 hours) or apixaban (12 hours). Clinicians must therefore be very alert to the restarting of bleeding in the 24 hours following the completion of the infusion.

- Andexanet alfa is administered as an IV bolus over 15-30 minutes followed by an IV infusion over 2 hours. Dose is calculated using the tables in page 7 (no dose adjustments are recommended for elderly patients or patients with renal or hepatic impairment). Instructions for administration can be found in Appendix 1 and on Medusa Injectable Medicines Guide (available [here](#)) – the use of a syringe driver is recommended.
- There may be circumstances where the appropriateness of using andexanet alfa is not entirely clear e.g. the patient does not meet the definition of life threatening/uncontrolled bleeding but the clinician feels that the bleeding is sufficient to warrant haemostatic support in addition to tranexamic acid. Beriplex 50IU/kg can still be used in those circumstances if the responsible clinician and consultant haematologist consider this to be appropriate.
- It is also possible that bleeding may resume despite the use of andexanet alfa. Such situations should be discussed with a consultant haematologist and a decision made as to whether there is a role for the additional use of Beriplex 50 IU/kg

### **Factor Xa inhibitors: Management of haemorrhage and surgery**

Written by: Dr Catherine Bagot and Cristina Coelho

Approved by: NHSGGC ADTC Medicines Utilisation Sub-Committee

Review Date: September 2023

Factor Xa Inhibitor	Last dose taken	Timing of last dose before andexanet alfa infusion		
		< 8 hours/Unknown	≥ 8 hours	> 18 hours*
Apixaban	5mg or less	Low dose	Low dose	Not recommended as not included in clinical trial
	More than 5mg or dose unknown	High dose		
Rivaroxaban	10mg or less	Low dose	Low dose	
	More than 10mg or dose unknown	High dose		
Edoxaban (off label)*	30 mg or less	Low dose	Low dose	
	More than 30 mg or dose unknown	High dose		

\* as per Protocol published as supplement for: Connolly SJ, Crowther M, Eikelboom JW et al. Full study report of andexanet alfa for bleeding associated with factor Xa inhibitors. N Engl J Med 2019; 380: 1326-35

	Initial Intravenous Bolus	Continuous Intravenous Infusion	Total number of vials required
Low Dose	400mg at a target rate of 30 mg/min	4 mg/min for 120 minutes (480mg)	5
High dose	800mg at a target rate of 30 mg/min	8 mg/min for 120 minutes (960mg)	9

- AntiXa levels should not be measured to assess the effectiveness of andexanet alfa as antiXa levels do not correlate with clinical efficacy. If patient re-bleeds, discuss with haematology consultant.
- Andexanet alfa is a fridge item and cannot be returned to pharmacy. When requesting a supply, **please specify the exact number of vials needed to treat the patient to avoid waste.**
- Emergency supplies of andexanet alfa are located within the fridge section of the emergency drug cupboard at GRI, QEUH, RAH and IRH. Contact Pharmacy if a supply is required during working hours or the hospital coordinator if out of hours. Location of emergency fridges is detailed below:
  - GRI: Centre Block, outside main pharmacy department
  - QEUH: ARU, pharmacy POD room
  - RAH: Ward 10, antibiotic alert fridge
  - IRH: Ward L South, emergency cupboard fridge

***Once haemostasis is secured and/or invasive procedure is completed:***

- Continue to monitor haemostasis. If patient re-bleeds, discuss with haematology consultant.
- Prescribe thromboprophylaxis with LMWH as soon as appropriate.\*
- If a DOAC is to be re- introduced this should be deferred until 24h after the last dose of LMWH.
- Andexanet alfa is a black triangle drug – report any suspected adverse reactions via Yellow Card Scheme **here**.

\* The risk of thrombosis (arterial and venous) was reported in 10.3% of bleeding patients who received andexanet alfa in phase III/IV trials. This may reflect the patients' underlying risk of thrombosis rather than a direct effect of andexanet alfa.

## Appendix 1: Preparation and administration of andexanet alfa

Prepared for NHS GGC by Practice Development in collaboration with Medicines Information Team

For further information on dose requirements, preparation and administration refer to:

- Pages 5-7 of this guideline
- Medusa IV monograph

Andexanet alfa is available in vials containing 200mg powder for solution for infusion.

	Initial loading dose	Continuous maintenance infusion	Total number of vials required (loading and maintenance)
Low dose	400mg At a target of 30mg/min (infusion rate approximately 180mL/hr)	480mg 4mg/min for 120mins (infusion rate 24mL/hr)	5
High dose	800mg At a target of 30mg/min (infusion rate approximately 180mL/hr)	960mg 8mg/min for 120 mins (infusion rate 48mL/hr)	9

Andexanet alfa is given by loading bolus dose followed immediately by maintenance infusion. The maintenance infusion should be commenced as soon as the loading dose is complete. This may involve starting the preparation of the maintenance dose immediately following the preparation of the loading dose due to rates of infusion and short infusion times.

**In NHSGGC it is recommended that andexanet alfa IV infusion is given using a syringe infusion pump with an in-line 0.2 or 0.22micron low-protein filter.** This may involve the preparation of multiple syringes for both loading dose and maintenance infusion.

**Additional information:** The Medusa IV monograph provides instructions on the use of a volumetric pump. However, this involves adding the reconstituted andexanet alfa to an **empty, sterile polyolefin or PVC** infusion bag. These are not commonly available in clinical areas across NHS GGC.



## Loading dose

Give at a rate of approximately 30mg per minute

- Low dose – 400mg given over 15mins (infusion rate approximately 180mL/hr)
- High dose – 800mg given over 30mins (infusion rate approximately 180mL/hr)

### Instructions for reconstitution/preparation of loading dose:

1. Reconstitute the required number of vials of andexanet alfa for the **low dose** regimen or **high dose** regimen. Inject 20mL sterile water for injections into each 200mg vial. Use 20 gauge (or larger) safety hypodermic needles. Slowly direct the stream down the wall of the vial. Gently swirl the vial (do not shake) until the powder is completely dissolved (this takes approximately 3-5 minutes for each vial). Inspect the reconstituted solution for particulate matter and/or discolouration prior to administration. Do not use if opaque particles or discolouration are present. Prepare all vials before the next step.
2. Withdraw the required volume of the reconstituted dose into 60mL syringes. For the **high** loading dose, you will need 2 x 60mL syringes.
3. Add the **in-line filter** and administration set and set the rate on the syringe pump to deliver 30mg per minute (infusion rate approximately 180mL/hr).

## Maintenance dose

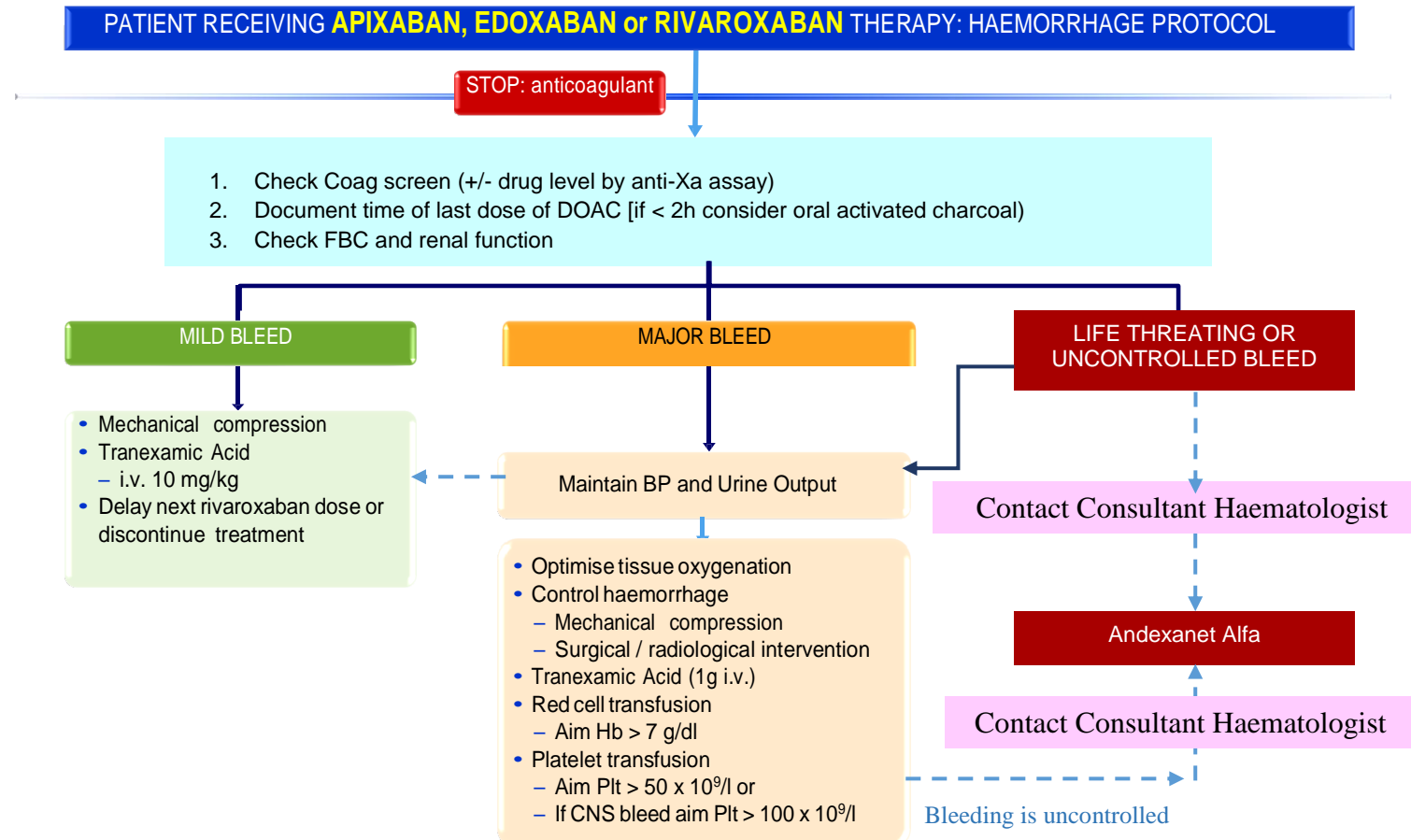
- Low dose – 480mg given as 4mg/min for 120 mins (infusion rate 24mL/hr)
- High dose – 960mg given as 8mg/min for 120mins (infusion rate 48mL/hr)

The maintenance infusion should be commenced as soon as the loading dose is complete.

### Instructions for reconstitution/preparation of maintenance dose:

1. Prepare vials as before.
2. Withdraw the required volume of the reconstituted dose into 60mL syringes. For the **high** maintenance dose, you will need 2 x 60mL syringes.
3. Add the **in-line filter** and administration set and set the rate on the syringe pump to deliver **low dose** 4mg/min for 120 mins (infusion rate 24mL/hr), or **high dose** 8mg/min for 120 mins (infusion rate 48mL/hr).

## Appendix 2: Management of haemorrhage in factor Xa inhibitor-treated patients



### Factor Xa inhibitors: Management of haemorrhage and surgery

Written by: Dr Catherine Bagot and Cristina Coelho

Approved by: NHSGGC ADTC Medicines Utilisation Sub-Committee

Review Date: September 2023