




How to Apply LAT Gel

Stage 1




Pour the LAT gel into a gallipot

Stage 2



Take a small gauze swab

Stage 3



Cut a small piece of gauze which corresponds to the size of the wound

Stage 4



Soak the small piece of gauze in the LAT gel




Stage 5



Place the gauze on top of the wound ensuring that it covers the wound edges. And cover the gauze with a Tegaderm

Stage 6



Leave in situ for 30 minutes

